

Wild Country

Ropeman Mk 1 & Mk 2 Ascenders

GENERAL INFORMATION

These instructions must be read and understood before this equipment is used, please retain this information for future reference.

Under European Union regulations (Directive 89/686/EEC) Climbing and Mountaineering Equipment are classed as Personal Protective Equipment (PPE) and as such we are required to supply the following instructions. Adhere strictly to the following advice and recommendations, if in doubt please contact Wild Country Ltd.

The information in these instructions is not exhaustive and cannot be substituted for comprehensive instruction by trained and competent persons.

This product should only be used by trained and competent persons or the user should be under the supervision of a trained and competent person.

Climbing and mountaineering are hazardous. Even correct selection, maintenance and use of correct equipment cannot eliminate the potential for danger, serious injury or death.

It is the users responsibility at all times to ensure that he or she understands the correct and safe use of any equipment supplied by Wild Country Ltd., uses it only for the purposes for which it is designed and practices all proper safety procedures.

The manufacturer or supplier will not accept any responsibility for damage, injury or death resulting from misuse.

USE

This product complies with EN 567 and is designed as a Rope Clamp (Ropeman ascender) for climbing and mountaineering purposes, for use in normal climatic conditions and in temperatures not exceeding 50°C.

This product should be used as instructed. It may be used in conjunction with any appropriate item of PPE covered by the aforementioned directive of suitable specification with due consideration to the limitations of each individual piece of equipment and of the belay system as a whole. No alterations or markings should be made to it.

The safety that this product provides depends upon its strength, the quality of the rock anchorage used and the integrity of the belay point. The strength will be reduced through age and general wear and tear dependant upon the amount of use to which it is put.

The following will cause a further reduction in strength:

- high impact load/fall arrest
- corrosion
- internal/external abrasion of textile components caused by grit penetration and rock abrasion
- cuts in textile components
- prolonged exposure of textile components to ultra violet radiation
- placement and/or loading over tight radii
- sharp edges of rock or equipment

This product is designed to grip a dynamic climbing rope (EN 982) or Low Stretch Kernmantel Rope (EN 1891) of appropriate diameter when a load is applied correctly (see specification chart for more details).

This product is directional and the load must be applied as indicated (see diagram B).

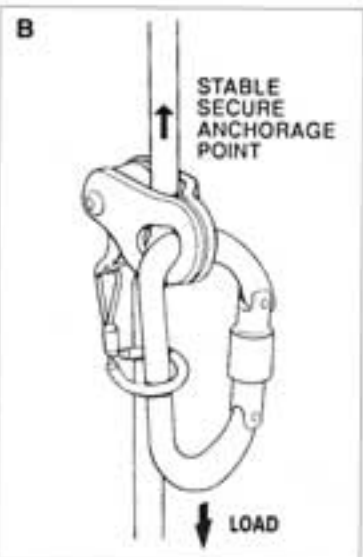
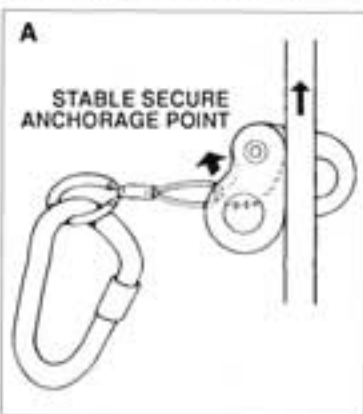
The safe use of this product is totally dependant on the skill of the user. The user should have the necessary experience to assess the following:

- That the product is attached to a rope of permitted specification and loaded within safe working limits (see specification chart).
- That the product is correctly orientated and connected to the rope (see diagram B).

The load is applied using a locking karabiner passed through both sideplates (see diagram B).

OPERATION

This product is placed on the rope as shown (see diagram A).



To move the ascender up the rope, first unweight, then slide upwards, then re-weight (the serrated cam will then grip the rope).

ASCENDING A ROPE USING TWO ROPEMAN ASCENDERS

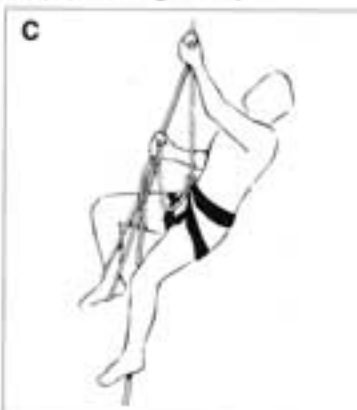
IMPORTANT: we recommend that you practice the following technique under the supervision of a trained and competent person before use in a real situation or for self rescue. All items of PPE used in conjunction with the Ropeman must conform to the requirements of the aforementioned directive.

Both Ropemen should be connected to the climbers harness using slings and locking karabiners.

The climber ascends the rope by standing in the foot loop.

The unweighted (upper) Ropeman is then moved up the rope and then re-weighted to support the climber in the harness.

The lower Ropeman should be equipped with a second longer sling which will act as a foot loop (see diagram C).



The sequence is then repeated.

Wearing a climbing helmet will help to protect your head from injury if you fall.

When using belay techniques we recommend the use of appropriate gloves.

Forsee and take appropriate action in situations where rescue may be required.

WARNING

The wire leash is not load bearing. This product must not be subjected to shock loads. This product may not operate on ice or mud fouled ropes.

MAINTENANCE

Inspect the cam mechanism. It should operate smoothly throughout its complete range of movement and the spring action should instantly return the cam to the closed position when released.

SERVICING

The cam mechanism must be lubricated periodically and after cleaning, disinfection or drying process to ensure smooth operation and resistance to corrosion.

A paraffin based lubricant should be sprayed between the cam and side plates. Operate the cam mechanism several times to ensure even penetration of the lubricant.

Allow to drain and then wipe off any surplus lubricant.

See maintenance and obsolescence for more details. Be aware that this equipment can be damaged in a fall and consequently should always be examined for defects before re-use.

If this equipment exhibits signs of wear or defect or if there is any doubt about its serviceability, replace it. It is recommended that any equipment involved in a serious fall should be replaced. Where practical a history of use and inspection record should be kept.

TEMPERATURE

Always keep products made wholly or partially from textile elements below 50°C as the performance of the nylon from which they are made may be affected at temperatures above this. Tests down to -40°C show no permanent change in the performance of this material although nylon may stiffen while at temperatures below 0°C.

SEA WATER

It is essential that this equipment is cleaned as soon as is practical after exposure to sea water or any saline environment (e.g. when used on sea cliffs).

CHEMICALS AND CORROSIVE REAGENTS

Avoid all contact with chemical reagents as they will affect the performance of this product (e.g. vehicle battery acid, bleach, etc). Discard this product immediately if contact has or is suspected to have occurred (the product may be permanently weakened without showing any signs).

MAINTENANCE

This product is not user maintainable with the exception of cleaning and lubrication (where relevant).

CLEANING

First rinse the product in clean cold water of domestic supply quality. If still soiled rinse in warm water (maximum temperature 40°C) with pure soap. Thoroughly rinse and dry naturally in a warm ventilated room away from direct heat.

DISINFECTION

A suitable disinfectant is one which contains quaternary ammonium compounds reinforced with chlorohexidine in sufficient quantities to be effective. Soak the product for one hour at dilutions

recommended for general use using water of domestic supply quality not exceeding 20°C, then rinse thoroughly with cold water. Dry naturally in a warm ventilated room away from direct heat.

STORAGE

After any necessary cleaning store unpacked in a cool, dark, dry, ventilated place away from sharp edges, pressure, corrosives or any possible causes of damage. Wet equipment should first be allowed to dry as detailed above.

OBSOLESCENCE

This product will deteriorate over time in the course of normal use and because of this we are required by directive 89/686/EEC to give an obsolescence date. It is difficult to be precise but a conservative estimate for this product is that it has a lifespan of 10 years from date of first use for metal components or 5 years from date of first storage for textile components, however, please note that the following factors will further reduce the safe working life:

Metal Components: normal use, exposure to chemical reagents, heat contamination, high impact load or failure to maintain (clean/lubricate) as recommended. See above (use).

Textile Components: most textile materials used in safety equipment are known to degrade gradually with time, even when stored in ideal conditions. Additionally normal use, rope burn, exposure to chemical reagents, exposure to elevated temperatures, high impact load, prolonged exposure to UV light including sunlight, abrasion, cuts, or failure to maintain (clean) as recommended will cause further reductions in strength. See above (use). On textile elements (where fitted) check stitching for broken, cut, pulled or worn threads and inspect buckles (where fitted) for cracks distortion, burrs or corrosion.

WARNING

This product must not be subjected to shock loads. This product may not operate on ice or mud fouled ropes. The aluminium cam on the Ropeman MK1 is prone to wear in normal use and particularly when used with gritty ropes. The cam may fail to grip the rope when it is worn, dependent on the rope type, condition and diameter. When the ridges in the cam face shows signs of wear, ensure the device still grips

the rope effectively under load in a safe situation before use. If you have any doubts retire the device immediately.

The wire leash on this device is not load bearing. Attach the karabiner through the sideplates and the leash when carrying the device (see diagram B). To minimise the possibility of dropping the Ropeman whilst attaching it to the rope keep the leash attached to the karabiner at all times (see diagram A).

The safe working life of this product may be as little as one use in extreme circumstances.

In addition to the normal inspection required before use this product should be thoroughly examined at least once every three months by a competent person. If any defects are found as detailed above or are suspected this product should be withdrawn from use immediately.

TRANSPORTATION

Care should be taken to protect this product against risks such as those detailed under obsolescence. It is recommended that a rucksack or other suitable bag or container is used during transport.

MARKINGS

The CE mark must be affixed to all Personal Protective Equipment (PPE) used for climbing and mountaineering in accordance with European Union Directive 89/686/EEC.

The CE mark has been affixed to this product following type examination and testing by an accredited notified body to the relevant European Standard. The notified body for Wild Country products is:

S.G.S. (UK) Ltd.,
(notified body No. 0120),
202b Worle Parkway,
Weston Super Mare,
BS22 6WA, UK.

In addition to the general information accompanying this product the following information is marked on it: 0120CE notified body number, CE mark, year of manufacture/affixation. *Wild Country:* name of manufacturer/supplier. *Made in Britain:* country of origin.

Three digit code: batch/date code.

In addition the rated strength(s) are marked in accordance with the applicable reference standard as required.

SPECIFICATIONS

CE approved rope diameters	Dynamic Rope EN982	Low Stretch Kernmantle Rope EN1891
10-11mm	400kg.	400kg.
8.5-11mm	400kg.	400kg.

Maximum loads kg.
(1) Mk.I Original alloy cam
(2) Mk.II stainless steel cam

0120 CE CERTIFICATE NO 93/2678 96/7545



WILDCOUNTRY
Wild Country Ltd.,
Meverill Road, Tideswell,
Derbyshire, SK17 8PY,
England.

Tel: +44 (0) 1298 871010
Fax: +44 (0) 1298 872077
e-mail: info@wildcountry.co.uk
Web Site: www.wildcountry.co.uk

WILD
COUNTRY

